



1. Mix the pieces from different boxes to get a random detonation.



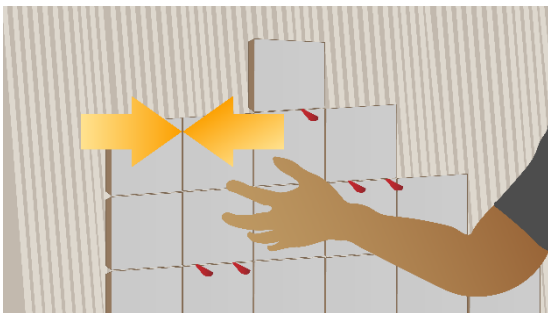
2. Clean and moisten the wall.




3. Apply a layer of glue cement on the wall.




4. Apply glue cement to the tile.



5. Place the **Zellige** tiles as close to each other, adjusting them one by one with small wedges if necessary, the joint being 1 mm sufficient.



6. Fill joints with white or colored grouting material.



7. Finally, it must be cleaned with soap and water, removing the grouting remains with a sponge.

For cleaning and maintenance of the **Zellige** use soap and water routinely.